



Premium Electric Fireplaces



Opti-V

The premier fireplace experience that leaves you speechless.

Opti-V is the redefinition of the electric fireplace, expanding the realm of possibilities where traditional wood or gas flame installations are not possible. Design without limitations to create a flame feature that completes your perfect room. Available in two sizes, the Opti-V Single and Double transform even the most sophisticated of rooms into positively stunning spaces guaranteed to impress and inspire.



Opti-V Single



PGF10
760 mm x 450 mm x 353 mm



Opti-V Double



PGF20

1380 mm x 450 mm x 353 mm

Features



Opti-V Flame Effect

High definition video and a three-dimensional illusion creates dazzling flames that flicker between the logs.



Sight and Sound Remote

Control the flames and crackling sound effects at the touch of a button.



Crackling Sound Effects

Enjoy a more complete sensory experience with the sound of natural wood fire.



Heat-free Operation

Designed with the sole purpose of providing a stunning visual flame feature.



Customization Made Easy

Fully serviceable from the front, Opti-V lends itself to even the most creative of built-in designs and trims.



Cool-touch Glass

Glass remains cool making it safe for children and pets in any location.



All-season Flames

Enjoy the unique charm of a fireplace 365 days a year using the flames without the heat.



Ultra-energy Efficient

Uses less than 100 watts for incredibly low-cost operation.



Zero emissions

The most sustainable fireplace option; with no emissions.



Frame, Wire and Finish

Basic installation requires fewer tradespeople, no gas lines, venting or chimney.



Perfect for Commercial

Ideal for public spaces in commercial installations; meets the strictest building codes.












LED Lighting

Flame and lights use brilliant, low-energy LED's that require zero maintenance.



Optimyst

Features

-  **Opti-myst® Flame Effect**
Revolutionary ultrasonic technology produces a fine mist to create the illusion of flames and smoke.
-  **Customizable Flame Width**
Includes spacers and slots for customizable flame width and pattern.
-  **Adjustable Flame Intensity**
Control the desired volume of flame.
-  **Media Options**
Inner Glow logs and customisable media tray supplied as standard. The customisable media tray allows for almost any media(not included) to be used as decoration
-  **Crackling Sound Effects**
Enjoy a complete sensory experience with the sound of a wood fire.
-  **Sight and Sound Remote**
Control the flames and crackling sound effects at the touch of a button.
-  **Frame, Wire and Finish**
Basic installation requires fewer tradespeople, no gas lines, venting or chimney.
-  **Zero Emissions**
Clean and green with no emissions.
-  **Energy Efficient**
Uses low-energy LED lights for low-cost operation.

The easiest way to turn designs into reality

Almost everything about Opti-myst is customizable: installation length, number of visible sides, flame shape, and the media bed.

Exclusive cool mist flame technology

Next generation Opti-myst flames are bigger and allow customizable patterns to suit the installation. Opti-myst is also the only water-based flame technology that is safe to touch.





Simply frame-and-go

Opti-myst is ideal for any location and any surface or finishing material. Whether above or below grade, on an inside or outside wall, simple framing and electrical connection is all that's required.



**Opti-myst® CAS 1000
Built-in Electric Cassette**

*No heater included
1017 mm x 236 mm (adjustable) x 300 mm
(excluding log set)
240 V | 440 W

-  **Sight and Sound Remote**
-  **Crackling Sound Effect**
-  **Customization**
-  **2-year Limited Warranty**

Accessories







CAS 1000 Log Kit (includes two log sets) supplied as standard



Media tray included as standard.




Opti-myst® CAS 500 Built-in Electric Cassette

*No heater included
508 mm x 236 mm (adjustable) x 305 mm
(excluding log set)
240 V | 220 W

-  Sight and Sound Remote
-  Crackling Sound Effect
-  Customization
-  2 -year Limited Warranty



Specialty Features

-  **Heat-free Operation**
Designed with the sole purpose of providing a stunning visual flame feature.
-  **Modular Design**
Multiple 500 mm and 1000 mm cassettes can be combined in series to achieve the desired length for dramatic linear installations impossible to achieve with gas fires.
-  **All-day Flames**
Fill the water tank with filtered tap water and enjoy up to 8 hours of continuous flames.

Accessories



CAS 500 Log Kit supplied as standard



Media tray included as standard.

Built-in Linear Electric Fireplaces

IGNITE XL®

Designed to ignite your passion.



Less Frame, More Flame

Clean front face with minimal trim makes the dazzling flames the focal point.



Dazzling Flame Effect

Vivid flames that are brighter and more lifelike day or night.



Edgeless Design

Installs without trim to stone, brick and other solid finish materials; includes trim for plaster and tile surfaces.



ComfortSaver Heating System

Safe ceramic heat.



Acrylic Ice Media Bed

Light plays through different size pieces and sparkle in a spectrum of colors.



Media Accent Colors

Choose from a variety of brilliant color themes or cycle through a range of colors using the custom mode, freezing on the hue of your choice.



Built-in Touch Controls

Backlit controls are hidden when not in use.



Mood-maker Remote

Customize the light color and intensity for a fireplace that reflects your personality.



XLF50

240 Volts | 2,000 Watts
1278 mm x 402 mm x 147 mm (excluding trim)
Viewing Dimensions:
1306 mm x 419 mm

2-year limited warranty

Driftwood and River Rock
Accessory available



XLF74

240 Volts | 2,000 Watts
1887 mm x 402 mm x 147 mm (excluding trim)
Viewing Dimensions:
1915 mm x 419 mm

2-year limited warranty

Driftwood and River Rock
Accessory available



XLF100

240 Volts | 2,000 Watts

2548 mm x 402 mm x 147 mm (excluding trim)

Viewing Dimensions:
2576 mm x 419 mm

● **2-year limited warranty**

**Driftwood and River Rock
Accessory available**



Accessories

IgniteXL Driftwood and River Rock Accessory Packages



Compatible with all XLF models.

LF50DWS-KIT

Includes loose river rock, one large and one small piece of driftwood.

LF74DWS-KIT

Includes loose river rock, one small and two large pieces of driftwood.

LF100DWS-KIT

Includes loose river rock, two large and two small pieces of driftwood.

GlenDimplex
AUSTRALIA

Contact details:

Address: 1340 Ferntree Gully Rd, Scoresby VIC 3179

Phone: 1300 554 155

Email: flame@glendimplex.com.au

Website: www.realflame.com.au

Glen Dimplex Australia Pty Ltd operates the policy of continual product improvement and development. Therefore we reserve the right to change specifications of any product without prior notice. Information is correct at time of going to print. Please note that ongoing improvement may result in minor changes in product specification. Where possible this will be communicated prior to supply. Please contact customer service for further information.

Your authorised dealer: